

Ophthalmic Imaging: from Theory to Current Practice

Organization: Michel Puech

Friday 30th
September 2016

Programme

CAP 15 Conference Center Paris
Paris 15^e • M^o Bir Hakeim

Organizing Committee

Michel PUECH (France)

Bruno LUMBROSO (Italy)

Rudolf GUTHOFF (Germany)

Yuri ASTAKHOV (Russia)

Ophthalmic Imaging: from Theory to Current Practice

Organization: Michel Puech

Friday 30th September 2016

CAP 15 Conference Center • Paris 15^e • M° Bir Hakeim



Dear Colleagues, dear Friends,

You are invited to the 2nd European Congress «**Ophthalmic Imaging: from Theory to Current Practice**» with simultaneous translation English <=> French.

This one day congress, only dedicated to Ophthalmic Imaging will include:

- **Theoretical courses** with imaging techniques evolution and clinical use,
- **Workshop sessions** (with most of OCT, OCT-Angiography, ultrasound and UBM devices...).
- **1 Plenary session:** «Ocular Tumor Imaging» chaired by Pr Leonidas Zographos (Lausanne, CH).
- **1 special day for ophthalmic team** (orthoptists, nurses, technicians...); Most experienced individuals can choose regular courses.
- **Industry symposia** with focused item.

NEW this year:

- **Free papers and Posters** covering all ophthalmic imaging techniques (simultaneous translation English <=> French):
With special award for best free paper presentation or poster.

WARNING: Deadline August 22nd 2016 for Free Papers and Posters abstracts




- **Technologeye:** few Technological sessions on ophthalmic imaging development (Session in English).

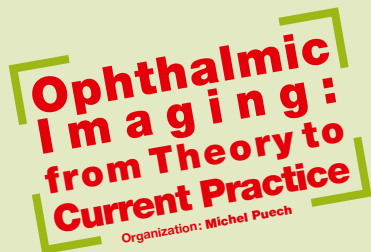
We cordially invite you to attend this special imaging congress with your staff to upgrade our use of imaging technology by sharing our various experiences.

Michel Puech

Free paper/Poster
Award

Programme

THEORETICAL SESSIONS (simultaneous translation)			TECHNOLOGEYE (English)	TECHNICIANS (simultaneous translation)	WETLABS 1
Room A	Room B	Room C	Room D	Room E	
8h30	A1 FIBERS AND OPTIC NERVE OCT Chairperson: JF. Rouland - Moderator: N. Kuryshева	B1 BIOMETRY - IOL CALCULATION Chairperson: R. Waldron - Moderator: M.Puech	D1 TECHNOLOGY FOR CORNEA AND ANTERIOR SEGMENT Chairperson: D. Reinstein - Moderator: D. Gatinel	E1 ANTERIOR SEGMENT IMAGING Chairperson: M. Puech - Moderator: M. Strehö	OCT Canon : JL. Diaz Heidelberg : F. Coscas Nidek : A. Erginay Optovue : T. Ko - M. Aimadaly Topcon : S. Tick Zeiss : JF. Korobelnik
9h25					
9h30	A2 OCT-ANGIOGRAPHY : DEVICES Chairperson: B. Lumbroso Moderator: JF. Korobelnik	B2 CORNEAL TOPOGRAPHY AND ABERROMETRY Chairperson: D. Gatinel - Moderator: D. Reinstein	D2 TECHNOLOGY MISCELLANEOUS Chairperson: A. Lisochkina - Moderator: P. Koskas	E2 IOL CALCULATION Chairperson: R. Waldron - Moderator: M. Sellam	ULTRASOUND IMAGING, UBM, BIOMETRY Accutome : R. Waldron - M. Sellam Ellex : F. Perrenoud Quantel Medical : P. Good - P. Pégourié Sonomed : K. Siahmed
10h25					
11h00	A3 AMD IMAGING Chairperson: E. Souied - Moderator: M. Strehö	B3 ELECTROPHYSIOLOGY Chairperson: G. Holder - Moderator: O. Zambrowski	C3 FREE PAPERS: ANTERIOR SEGMENT & GLAUCOMA Chairperson: M. Puech - Moderator: J. Laloum	E3 CORNEAL IMAGING Chairperson: M. Assouline - Moderator: R. Amar	ELECTROPHYSIOLOGY Lipiview : S. Pellen Métrovision : G. Holder
11h55					
12h00 12h55	WETLABS 1 / SYMPOSIUM  Bayer HealthCare : M. Strehö - A. Giocanti - B. Haouchine / APERITIF (in the exhibition area)				
13h00	Lunch Symposium  NOVARTIS : I. Mantel (CH) - SY. Cohen (FR)				
13h45	PLENARY SESSION «Ocular Tumor Imaging»: : L. Zographos (CH) - L. Desjardins (FR)				
14h30 15h25	WETLABS 2 / SYMPOSIUM  : B. Lumbroso (IT) - T. Ko (USA) - M. Puech (FR) / COFFEE BREAK (in the exhibition area)				
15h30	A4 IMAGING FOLLOW-UP AND IVI Chairperson: I. Mantel - Moderator: SY. Cohen	B4 CORNEAL IMAGING Chairperson: G. Baikoff - Moderator: V. Borderie	C4 ULTRASOUND IMAGING Chairperson: P. Good - Moderator: P. Pégourié	E4 VISUAL FIELD Chairperson: JR. Fenolland - Moderator: B. Mshid	OCT Canon : JL. Diaz Heidelberg : R. Leze - K. Hawa Nidek : A. Erginay Optovue : T. Ko - N. Abraham Topcon : S. Tick Zeiss : B. Haouchine
16h25					
16h45	A5 OCT AND OTHERS MACULAR DISEASES Chairperson: V. Pierre-Kahn - Moderator: A. Erginay	B5 ANTERIOR SEGMENT IMAGING Chairperson: C. Ganem - Moderator: M. Puech	C5 FREE PAPERS: RETINA Chairperson: Y. Astakhov - Moderator: G. Coscas	D5 TECHNOLOGY AND GLAUCOMA Chairperson: M. Puech - Moderator: N. Little	E5 GLAUCOMA AND OCT Chairperson: E. Blumen Ohana Moderator: JR. Fenolland
17h40					ULTRASOUND IMAGING, UBM, BIOMETRY Accutome : R. Waldron - D. Pereira Ellex : G. Kaswin Quantel Medical : P. Koskas - P. Pégourié Sonomed : S. Kallel Lipiview : A. Muselier
17h45	A6 LASER TREATMENT FOR RETINA AND GLAUCOMA Chairperson: G. Gazzard - Moderator: V. Pierre-Kahn	B6 RADIOLOGY Chairperson: O. Bergès - Moderator: Y. Lachkar		D6 TECHNOLOGY AND RETINA Chairperson: M. Pâques - Moderator: T. Kiseleva	E6 MACULAR IMAGING Chairperson: S. Bonnel - Moderator: O. Offret
18h40					ELECTROPHYSIOLOGY Métrovision : X. Zanlonghi



Friday 30th September 2016

CAP 15 Conference Center • Paris 15^e • M° Bir Hakeim

Last Name

First name

E-mail

Billing address*

* including the Company and Doctor's names if any

City Zip code

Country

Phone Fax

	Before 18 th July*	After 19 th July*
<input type="checkbox"/> Ophthalmologist <input type="checkbox"/> Radiologist	<input type="checkbox"/> € 380	<input type="checkbox"/> € 410
<input type="checkbox"/> Trainee, Resident, Fellow	<input type="checkbox"/> € 210	<input type="checkbox"/> € 240
<input type="checkbox"/> Orthoptist <input type="checkbox"/> Nurse <input type="checkbox"/> Technician	<input type="checkbox"/> € 190	<input type="checkbox"/> € 210

* Date as postmark. Prices include lunch. VAT included

➤ I choose 6 theoretical courses (tick the appropriate boxes on sessions A,B,C,D) and 2 workshops*

FOR THE OPHTHALMIC TEAM (ORTHOPTIST, NURSE), I CAN CHOOSE:

- The special Technician day and 2 workshops
- Or 6 theoretical courses (sessions A,B,C,D) and 2 workshops*

	A	B	C	D	E
8h30 9h25	<input type="checkbox"/> A1 OCT and fibers	<input type="checkbox"/> B1 Biometry		<input type="checkbox"/> D1 Technology: Cornea / Ant. Seg.	<input type="checkbox"/> Technician day
9h30 10h25	<input type="checkbox"/> A2 OCT-Angio	<input type="checkbox"/> B2 Topo: Aberrometry	<input type="checkbox"/> C2 Visual Fields	<input type="checkbox"/> D2 Technology: Miscellaneous	
11h00 11h55	<input type="checkbox"/> A3 AMD imaging	<input type="checkbox"/> B3 Electrophysiology	<input type="checkbox"/> C3 Free Papers Anterior Segment		
12h00	WORKSHOPS 1 OCT <input type="checkbox"/> UBM / ULTRASOUND IMAGING <input type="checkbox"/>				
14h30	WORKSHOPS 2 OCT <input type="checkbox"/> UBM / ULTRASOUND IMAGING <input type="checkbox"/>				
15h30 16h25	<input type="checkbox"/> A4 IVI	<input type="checkbox"/> B4 Corneal Imaging	<input type="checkbox"/> C4 UBM: Ultrasound		<input type="checkbox"/> Technician day
16h45 17h40	<input type="checkbox"/> A5 OCT & Macular Diseases	<input type="checkbox"/> B5 Anterior Segment	<input type="checkbox"/> C5 Free Papers Retina	<input type="checkbox"/> D5 Technology: Glaucoma	
17h45 18h40	<input type="checkbox"/> A6 Lasers	<input type="checkbox"/> B6 Radiology		<input type="checkbox"/> D6 Technology: Retina	

1 & 2 same workshops

Registration & Payment

- Registration online: www.vuexplorer.fr/en or by mail (registration form)
- Payment by check to **VuExplorer Institute 4 rue des Grandes Terres 92500 Rueil-Malmaison - FRANCE**

Travel

- By Train: SNCF: Discount is offered depending on fare and class of travel booked.
Please tick the box to receive the voucher for train discount.

- By plane: AIR France/KLM: for ticket reservation, the event code is the following : 28623AF



Contact

Tel. : +33 1 40 26 30 30 - Email: contact@vuexplorer.fr - www.vuexplorer.fr/en

Speakers:

Pr Yuri ASTAKHOV (RU)
Pr Sergei ASTAKHOV (RU)
Pr Vincent BORDERIE
Pr Salomon-Yves COHEN
Pr Gabriel COSCAS
Pr Marc DE SMET (CH)
Pr Audrey GIOCANTI
Pr Jean-Marie GIRAUD
Pr Jean-François KOROBELNIK
Pr Laurent LAROCHE
Pr Bruno LUMBROSO (IT)
Pr Jean-Philippe NORDMANN
Pr Michel PAQUES
Pr Dan REINSTEIN (UK)
Pr Jean-Paul RENARD
Pr Jean-François ROULAND
Pr Eric SOUÏED
Pr Leonidas ZOGRAPHOS (CH)

Dr Catherine ALBOU-GANEM
Dr Michaël ASSOULINE
Dr Georges BAIKOFF
Dr Pierre-Olivier BARALE
Dr Svetlana BELEKHOVA (RU)
Dr Olivier BERGES
Dr Rocio BLANCO
Dr Esther BLUMEN-OHANA
Dr Sébastien BONNEL
Dr Emmanuelle BRASNU

Dr Florence COSCAS
Dr Laurence DESJARDINS
Dr Ali ERGINAY
Dr Jean-Rémi FENOLLAND
Dr Damien GATINEL
Dr Gus GAZZARD (UK)
Dr Peter GOOD (UK)
Dr Belkacem HAOUCHINE
Dr Didier HOA
Dr Graham HOLDER (UK)
Dr Sofiene KALLEL
Dr Godefroy KASWIN
Dr Tatiana KISELEVA (RU)
Dr Patricia KOSKAS
Dr Valérie KRIVOSIC
Dr Natalia KURYSHEVA (RU)
Dr Tatiana KUZNETCOVA (RU)
Dr Yves LACHKAR
Dr Jacques LALOUM
Dr Pierre LEVY
Dr Alla LISOCHKINA (RU)
Dr Irmela MANTEL (CH)
Dr Sarah MREJEN
Dr Aurore MUSELIER
Dr Pavel NECHIPORENKO (RU)
Dr Francesco ODDONE (IT)
Dr Olivier OFFRET
Dr Pierre PEGOURIE
Dr Daniel PEREIRA

Dr François PERRENOUD
Dr Vincent PIERRE-KAHN
Dr Michel PUECH
Dr Alain SAAD
Dr Mickaël SELLAM
Dr Kamal SIAHMED
Dr Maté STREHO
Dr Sarah TICK
Dr Natalia TKACHENKO (RU)
Dr Vincent TOANEN
Dr Rhonda WALDRON (USA)
Dr Olivia ZAMBROWSKI
Dr Xavier ZANLONGHI

Mr Raphaël AMAR
Mme Nédia ABRAHAM
Mr Mourtaza AIMADALY
Mr Giuliano BARBARO (IT)
Mr Jacques CHARLIER
Mr Grégory GASSON
Mme Marine GOBBÉ (UK)
Mme Karine HAWA
Mr Tony KO (USA)
Mr Romain LEZE
Mr Nathan LITTLE (USA)
Mr Benjamin MSHIH
Mme Séverine PELLEN

Conference Venue:

CAP15 Conference Center
1-13 Quai de Grenelle
75015 Paris (France)
Subway: Bir-Hakeim station (line 6)
Tel: +33 1 44 37 42 00
Website: www.cap15.com/en

Date and Time:

Friday 30th September 2016
from 8.30am to 6.40pm

Language:

English and French
(simultaneous translation)

Organization:

VuExplorer Institute
Isabelle MARSILIO
Tel: +33 1 40 26 30 30
Email: contact@vuexplorer.fr

Registrations:

www.vuexplorer.fr/en
Fax: +33 1 40 26 13 26
Mailing address:

VuExplorer Institute
4, rue des Grandes Terres
92500 Rueil-Malmaison (France)

Technical services:

Z&A Conseil: Une belle agence
Mélanie Assaleix
Email: massaleix@unebelleagence.com

Main sponsors:



Exhibitors' list:

Alcon • Allergan • Bayer HealthCare • Carl Zeiss Meditec • EBC Europe (Optovue, Tomey) • EDC Lamy (Sonomed, Centervue) • Edimark (Edition) • Ellex • Elsevier (Edition) • Essilor France • Luneau (Canon) • Metrovision • Nidek • Novartis • Optos • Quantel Medical • Sanotek (Heidelberg, Accutome) • TearScience • Théa • Topcon



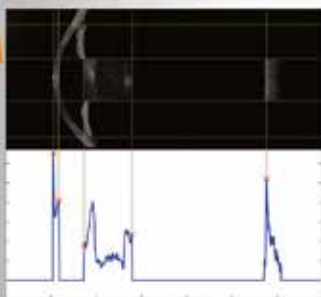
With the support of



A/B UBM ULTRASOUND SS-OCT OPTICAL BIOMETER

Quantel medical

NEW



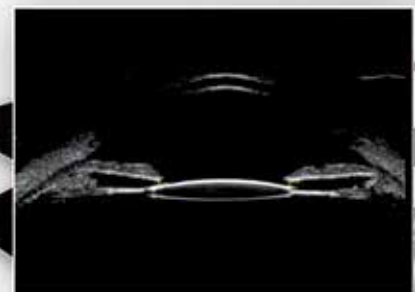
ARGOS



Aviso

Aviso s

Compact Touch



Compact Touch STS UBM



Headquarters: Tel: +33 (0)4 73 745 745 E-mail: info@quantel-medical.fr

Quantel
medical
www.quantel-medical.com